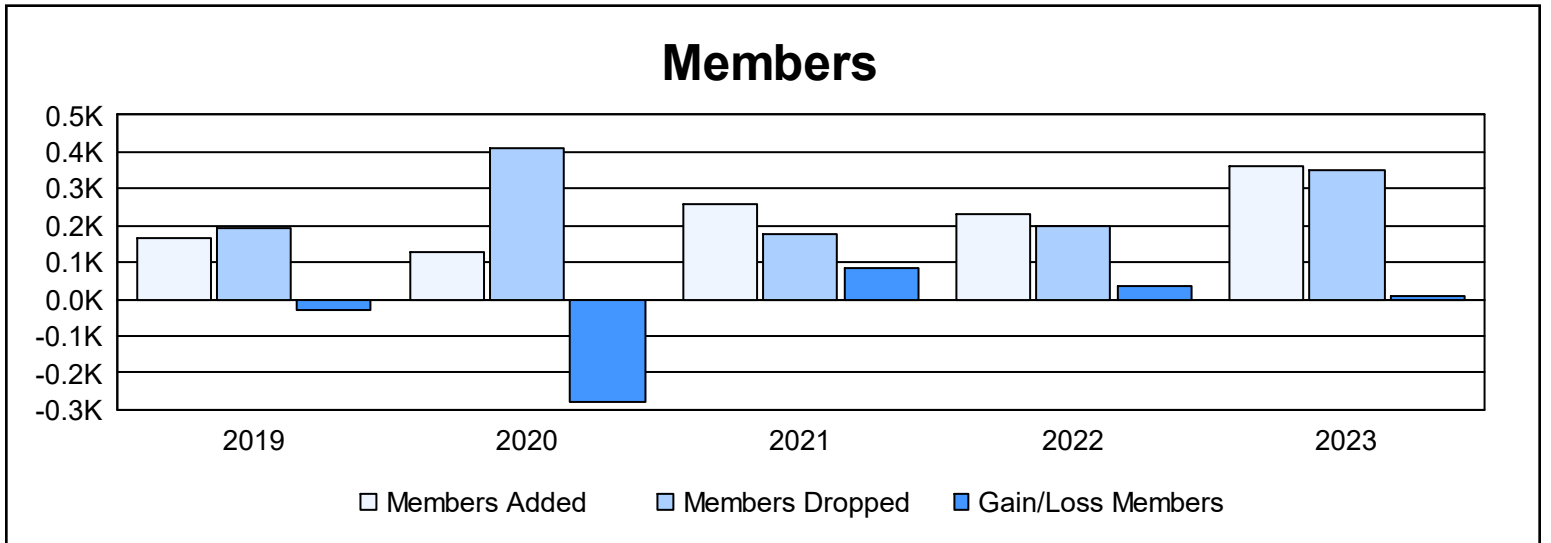
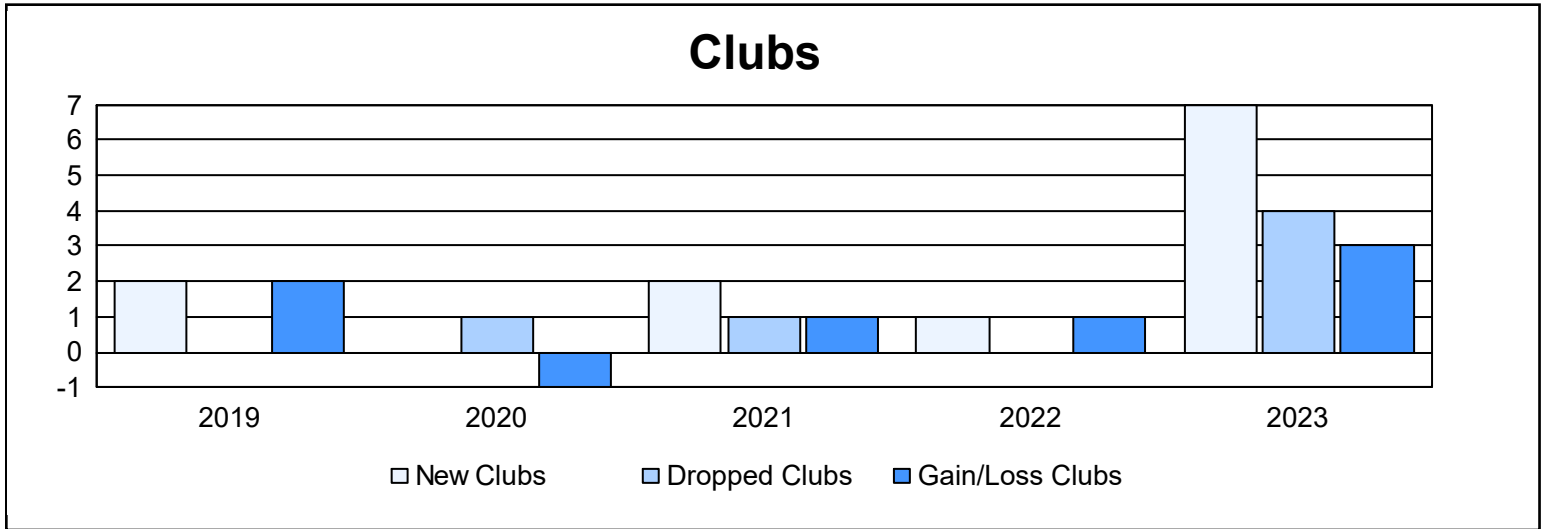
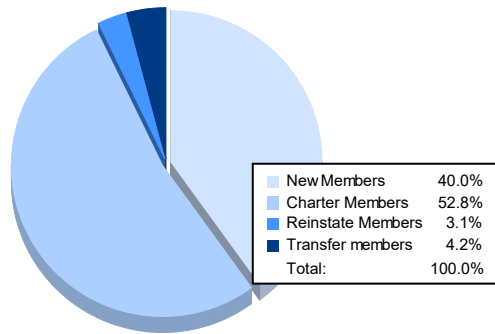


| Year | New Clubs | Dropped Clubs | Gain/ Loss Clubs | New Members | Charter Members | Reinstate Members | Transfer Members | Total Member Added | Total Members Dropped | Gain/ Loss Members |
|----------------|-----------|---------------|------------------|-------------|-----------------|-------------------|------------------|--------------------|-----------------------|--------------------|
| 2018-2019 | 2 | 0 | 2 | 108 | 48 | 6 | 3 | 165 | 195 | -30 |
| 2019-2020 | 0 | 1 | -1 | 86 | 14 | 14 | 14 | 128 | 408 | -280 |
| 2020-2021 | 2 | 1 | 1 | 137 | 72 | 29 | 21 | 259 | 177 | 82 |
| 2021-2022 | 1 | 0 | 1 | 169 | 31 | 8 | 21 | 229 | 196 | 33 |
| 2022-2023 | 7 | 4 | 3 | 144 | 190 | 11 | 15 | 360 | 352 | 8 |
| Average | 2 | 1 | 1 | 129 | 71 | 14 | 15 | 228 | 266 | -37 |



Membership Composition June 2023 Cumulative



Gender Composition June 2023 Cumulative

